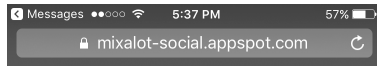



I HAVE AN iPhone AND CAN'T VIEW MY PROFILE PAGE. WHAT SHOULD I DO?


1) If you're using an iPhone and are seeing a blank white screen when trying to access your profile page, you should check that Private Browsing is turned OFF. Simply click on the two squares in the bottom-right corner of your screen in Safari.



2) In the lower left corner, you will see a button for Private Browsing. If it is highlighted in white, as pictured below, please tap "Private" to turn off Private Browsing.



3) Once you have turned off Private Browsing, you can return to your text messages and click on the link again. You should now be able to open the link successfully.



If you turn off Private Browsing and still can't load the website, please visit the App Store on your phone and download the web browser Chrome. You should be able to open your profile page by pasting the URL into the Chrome browser.

If you still can't view your profile page in Chrome, please let the event organizer know. They'll be able to make sure your profile settings are correct. You can record your feedback on the people you're meeting throughout the event using the Dater Card on the back of this handout.

HOW DO I USE THE DATER CARD?

At the start of each round, you'll want to fill in the person's name and badge number on a new row. At the end of the round, be sure to circle whether you'd consider them a friend or date. You can also leave this blank. Feel free to fill in any notes that might help you remember who they are after the event. You can change these ratings at any time before handing in this sheet to the event organizer.

Please make sure to return this sheet to the host at the end of the event so you can find out if anyone was a friend or date match!

NAME _____

NUMBER _____

When you meet someone, write down the number on the person's nametag, along with their name. Circle "Date" if you're interested in dating, and "Friend" if you'd like to get to know each other as friends. If you're not interested in friendship or dating, then don't circle either. If you both pick Date then you will both be notified of a Date Match. If you both pick Friend, or if one person picks Date and the other Friend, then you'll both be notified of a Friend Match. If one person circles Date or Friend and the other person doesn't circle either, there will be no match.

[illegible]